







Rank	Competitor	Age	Club	RT	PTS	Result
1	Club 37 A	26	Club 37	0.65		1:26.22 Entry: 1:30.61 -4.39
	Jack Hendy	24 (0.65)	10.47	21.83	21.83	
	Harrison Klouwens	19 (0.14)	10.02	21.34	43.17	
	Kale Twist	21 (0.31)	10.13	21.62	1:04.79	
	Lewis Clareburt	26 (0.18)	10.09	21.43	1:26.22	
2	Swimming New So...	24	Swimming New South Wales Aus	0.63		1:28.27 Entry: 1:35.38 -7.11
	Alex Quach (V)	24 (0.63)	10.38	21.88	21.88	
	Thomas Robinson (V)	22 (0.25)	09.91	21.15	43.03	
	Christopher Montana (V)	15 (0.31)	10.36	22.10	1:05.13	
	Oscar Kreuzberger (V)	18 (0.33)	11.06	23.14	1:28.27	
3	Coast Swimming Cl...	21	Coast Swimming Club	0.65		1:29.40 Entry: 1:30.36 -0.96
	Jasper Cornish	19 (0.65)	10.36	21.94	21.94	
	Igor Russanov	18 (0.38)	10.46	21.86	43.80	
	Liam Curling	16 (0.48)	10.97	22.84	1:06.64	
	Sam Brown	21 (0.31)	10.59	22.76	1:29.40	
4	United Swimming C...	30	United Swimming Club	0.67		1:32.19 Entry: 1:32.37 -0.18
	Cameron Gray	22 (0.67)	10.59	21.90	21.90	
	MacAllister Clark	23 (0.38)	10.73	22.64	44.54	
	Mohamed Masoud	30 (0.26)	10.74	22.80	1:07.34	
	Cole Fougere	16 (0.28)	12.27	24.85	1:32.19	
5	South Australia A	20	South Australia	0.67		1:32.27 Entry: 1:34.02 -1.75
	Fred Hassell (V)	16 (0.67)	10.80	22.28	22.28	
	Harrison Biddell (V)	20 (0.47)	11.15	23.78	46.06	
	Oscar Dingwall (V)	16 (0.26)	11.23	23.47	1:09.53	
	Noah Pronk (V)	19 (0.21)	10.78	22.74	1:32.27	
6	North Shore Swim...	24	North Shore Swimming Club	0.68		1:32.32 Entry: 1:34.74 -2.42
	Henry Williams	22 (0.68)	11.04	22.66	22.66	
	Louis Clark	24 (0.37)	11.11	23.25	45.91	
	Jacob Humphries	16 (0.36)	11.10	23.28	1:09.19	
	Nemanja Markovic	17 (0.22)	10.75	23.13	1:32.32	
7	Coast Swimming Cl...	19	Coast Swimming Club	0.68		1:34.14 Entry: 1:33.41 +0.73
	William Delamare	17 (0.68)	11.41	23.68	23.68	
	Jonathan Swanepoel	18 (0.31)	11.21	23.19	46.87	
	Larn Hamblyn-Ough	19 (0.34)	11.17	23.56	1:10.43	
	Murdoch Phillips	17 (0.40)	11.35	23.71	1:34.14	
8	Nga Tai Tuatea a Ta...	21	Nga Tai Tuatea a Taraika Swimm	0.66		1:34.28 Entry: 1:35.78 -1.50
	Zachary Alexander	18 (0.66)	11.38	23.75	23.75	
	Alessandro Esposito	21 (0.26)	10.79	22.71	46.46	
	Luo Jingxi Chen	16 (0.45)	11.41	23.56	1:10.02	
	Charlie Dickison	15 (0.39)	11.63	24.26	1:34.28	
9	Wharenui Swim Clu...	30	Wharenui Swim Club	0.74		1:34.70 Entry: 1:35.83 -1.13
	Luke Manderson	16 (0.74)	11.06	22.87	22.87	
	Joel Verran	19 (0.46)	11.19	23.60	46.47	
	Mun Jager	17 (0.47)	11.60	24.11	1:10.58	
	William Campbell	30 (0.33)	11.20	24.12	1:34.70	
10	UWA-West Coast S...	21	UWA-West Coast Swimming Club	0.69		1:34.89 Entry: 1:36.31 -1.42
	Lucas Wilson (V)	21 (0.69)	11.59	23.65	23.65	
	Jake Foster (V)	17 (0.35)	11.45	23.86	47.51	
	Mitchell Lourey (V)	18 (0.27)	11.38	23.79	1:11.30	
	Julian Leone (V)	21 (0.50)	11.27	23.59	1:34.89	
11	St Paul's Swimming...	17	St Paul's Swimming Club	0.73		1:36.01 Entry: 1:37.95 -1.94
	Neo Ulrich	17 (0.73)	11.22	23.36	23.36	
	Caign Boonen	17 (0.43)	11.55	24.15	47.51	
	Corne Diener	17 (0.50)	11.57	24.06	1:11.57	
	John Park	17 (0.44)	11.68	24.44	1:36.01	
12	Tahiti A	19	Tahiti	0.65		1:37.34 Entry: 1:38.00 -0.66
	Nael Roux (V)	19 (0.65)	11.55	23.70	23.70	
	Sosthene Videau (V)	18 (0.36)	11.13	23.48	47.18	
	Enoa Vial (V)	16 (0.43)	12.45	25.44	1:12.62	



Toahei Tihoni (V) 14 (0.36) 11.85 24.72 1:37.34



13	 North Shore Swim...	22		North Shore Swimming Club			0.74	1:37.45 Entry: 1:37.84 -0.39		
				Samuel Poching	22 (0.74)	11.80			24.39	24.39
				Elwin Bao	17 (0.59)	12.02			24.33	48.72
				Luke Jackson	18 (0.50)	11.66			24.01	1:12.73
				Sean Burke	16 (0.24)	11.87			24.72	1:37.45


14	 Hamilton Aquatics A	18		Hamilton Aquatics			0.71	1:37.51 Entry: 1:39.92 -2.41		
				Ethan MacDonald	18 (0.71)	11.25			23.32	23.32
				Orlando Hardie	17 (0.27)	10.63			22.20	45.52
				Ari Narayan	16 (0.43)	12.93			26.39	1:11.91
				Isaac Wren	15 (0.34)	12.33			25.60	1:37.51



15	 Tawa Swimming Cl...	16		Tawa Swimming Club			0.65	1:37.86 Entry: 1:40.25 -2.39		
				Roman Anderson	16 (0.65)	11.33			23.83	23.83
				Lucas Commerford	16 (0.33)	11.87			25.04	48.87
				Jaeci Yee	15 (0.17)	11.73			24.71	1:13.58
				Jack McPhail	15 (0.36)	11.54			24.28	1:37.86



16	 Wharenui Swim Clu...	18		Wharenui Swim Club			0.69	1:38.78 Entry: 1:39.43 -0.65		
				Harrison James	18 (0.69)	11.91			24.46	24.46
				Hylton Stracey	15 (0.07)	11.89			24.92	49.38
				Soeren Wells	16 (0.22)	11.70			24.18	1:13.56
				Tyson Lynch	17 (0.28)	11.97			25.22	1:38.78



17	 Jasi Swim Club A	20		Jasi Swim Club			0.70	1:38.95 Entry: 1:42.33 -3.38		
				Curtis Shanks	18 (0.70)	12.37			25.46	25.46
				Zachary Horton	14 (0.18)	11.53			24.57	50.03
				Ethan Cone	20 (0.21)	11.56			24.35	1:14.38
				Nico Solodi	19 (0.35)	11.85			24.57	1:38.95



18	 Pirates Swim Team A	18		Pirates Swim Team			0.73	1:39.54 Entry: 1:41.21 -1.67		
				Ionatana BakerSefo	18 (0.73)	11.86			24.48	24.48
				Ewan O'Connor-Close	16 (0.40)	12.10			25.09	49.57
				Declan Broadfoot	15 (0.07)	11.28			23.87	1:13.44
				Alexander McElrea	14 (0.46)	12.71			26.10	1:39.54



19	 North Shore Swim...	22		North Shore Swimming Club			0.67	1:39.81 Entry: 1:40.17 -0.36		
				Nicholas Cowen	18 (0.67)	12.27			25.18	25.18
				Danny Sun	15 (0.66)	12.60			25.37	50.55
				John Quirk	22 (0.50)	11.95			24.57	1:15.12
				Dmitry Kuzmenkov	16 (0.35)	11.65			24.69	1:39.81



20	 Porirua City Aquatic...	18		Porirua City Aquatics			0.76	1:40.06 Entry: 1:39.72 +0.34		
				Joseph Reiher	18 (0.76)	11.93			24.58	24.58
				Eric Yuan	17 (0.43)	11.69			24.60	49.18
				Justin Wang	15 (0.21)	12.22			26.08	1:15.26
				Jayden Ng	15 (0.57)	11.97			24.80	1:40.06

21	 Howick Pakuranga A	17		Howick Pakuranga			0.67	1:40.12 Entry: 1:40.75 -0.63		
				Rick Zhao	15 (0.67)	12.15			25.14	25.14
				YiFan Zhang	15 (0.44)	11.72			24.42	49.56
				Samuel Asiata	17 (0.55)	12.27			25.27	1:14.83
				Aidan Taylor	16 (0.34)	12.22			25.29	1:40.12

22	 Blenheim Swimmin...	19		Blenheim Swimming Club			0.84	1:40.46 Entry: 1:41.13 -0.67		
				Max Skehan	17 (0.84)	11.99			24.98	24.98
				Finlay McNabb	18 (0.45)	12.30			25.84	50.82
				Will Atkinson	15 (0.52)	12.29			25.75	1:16.57
				Jack Love	19 (0.39)	11.02			23.89	1:40.46

23	 Triton Swim Club A	18		Triton Swim Club			0.73	1:44.14 Entry: 1:47.43 -3.29		
				Hamish Inwood	18 (0.73)	12.06			24.83	24.83
				Harold Yu	14 (0.35)	12.67			27.32	52.15
				Taylor Potter	17 (0.33)	12.30			26.09	1:18.24
				Brian Ren	15 (0.43)	12.42			25.90	1:44.14

24	 Tawa Swimming Cl...	19		Tawa Swimming Club			0.70	1:44.51 Entry: 1:48.16 -3.65		
				Eli Adams	19 (0.70)	12.90			26.53	26.53
				Justin Zhang	15 (0.24)	12.72			26.19	52.72
				Rhyan Yan	15 (0.32)	12.18			25.63	1:18.35
				Josh Schlagowski	15 (0.27)	12.60			26.16	1:44.51

25	 Porirua City Aquatic...	15		Porirua City Aquatics			0.65	1:46.71 Entry: 1:48.84 -2.13
----	--	----	---	-----------------------	--	--	------	---------------------------------

Asher Thomas	15	(0.65)	12.35	25.58	25.58
Victor Yu	15	(0.48)	13.17	27.04	52.62
Patrick Reiher	14	(0.23)	12.94	26.90	1:19.52
Cody Chen	14	(0.32)	13.10	27.19	1:46.71